

Egis Technology Inc.

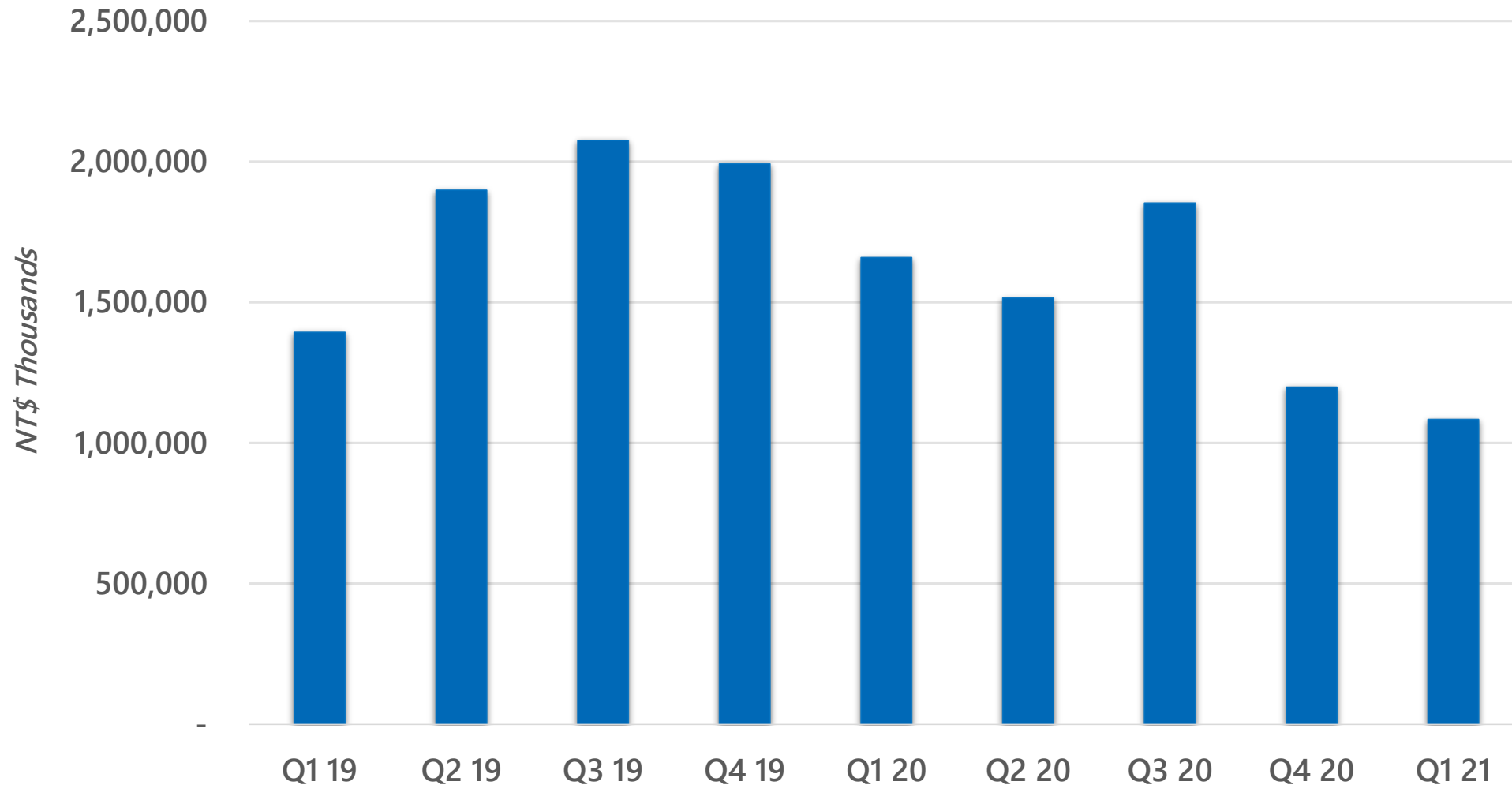
2021 Q1

ir@egistec.com
2021.05.10

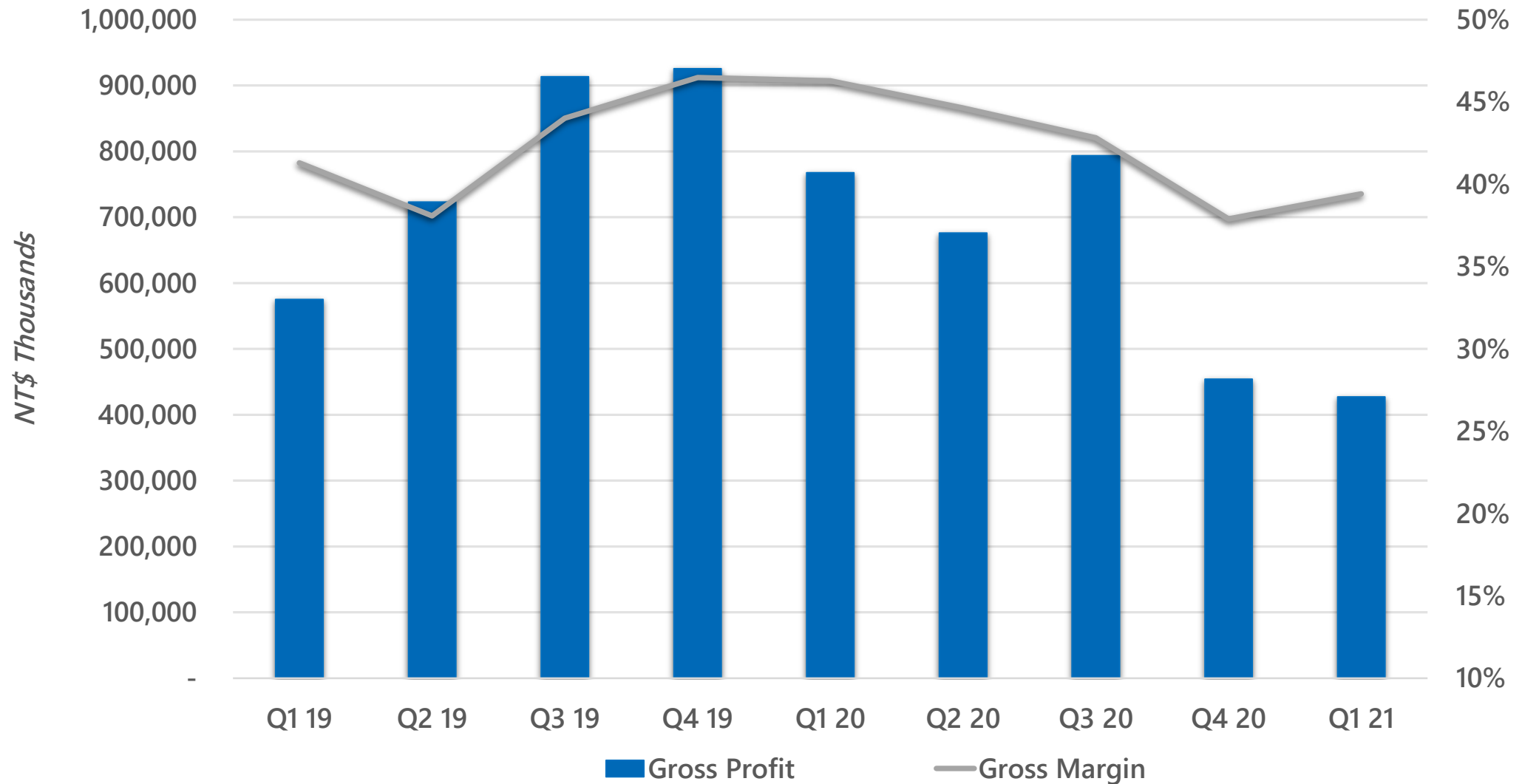
Confidential



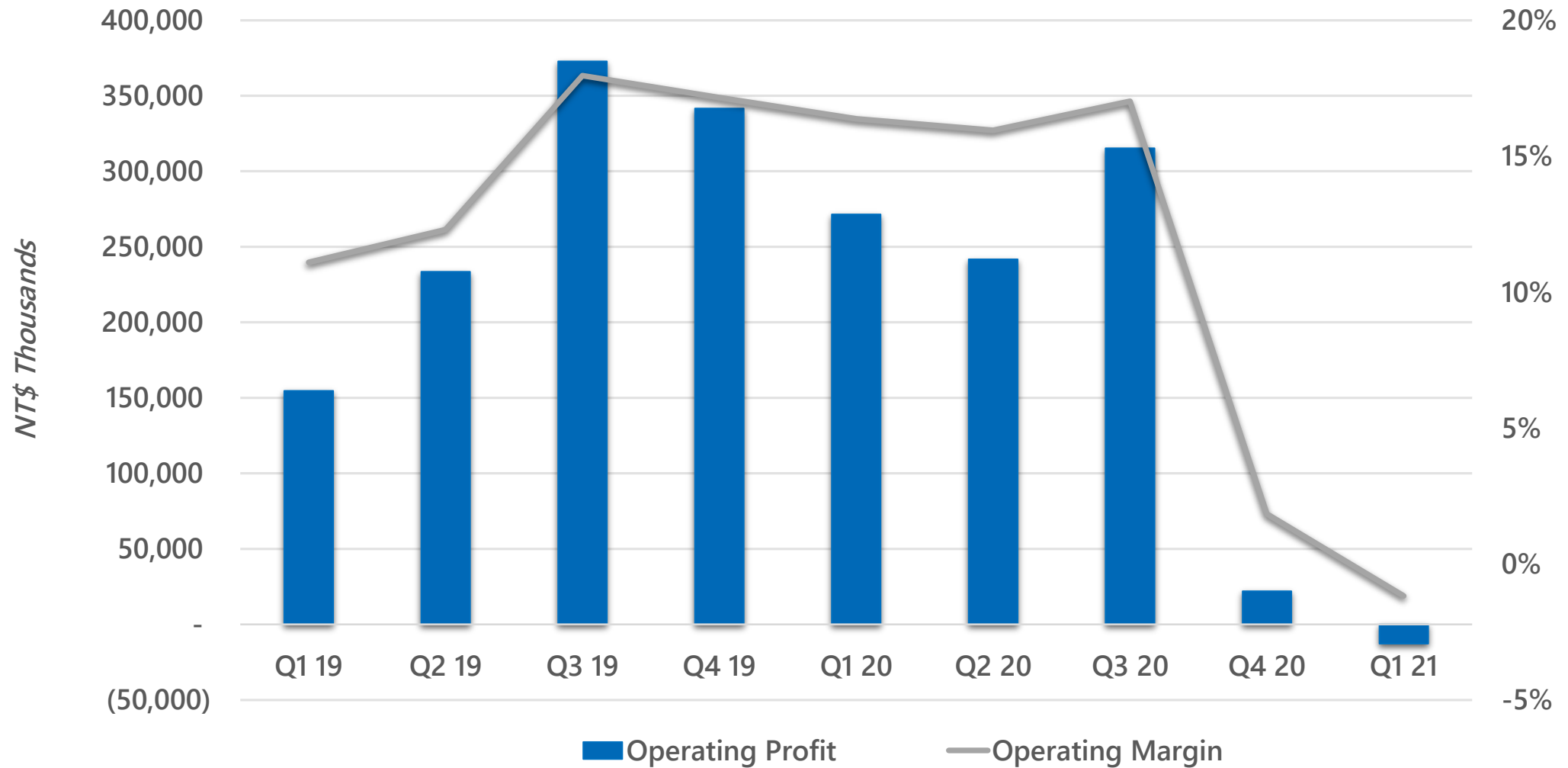
Net Sales Trend



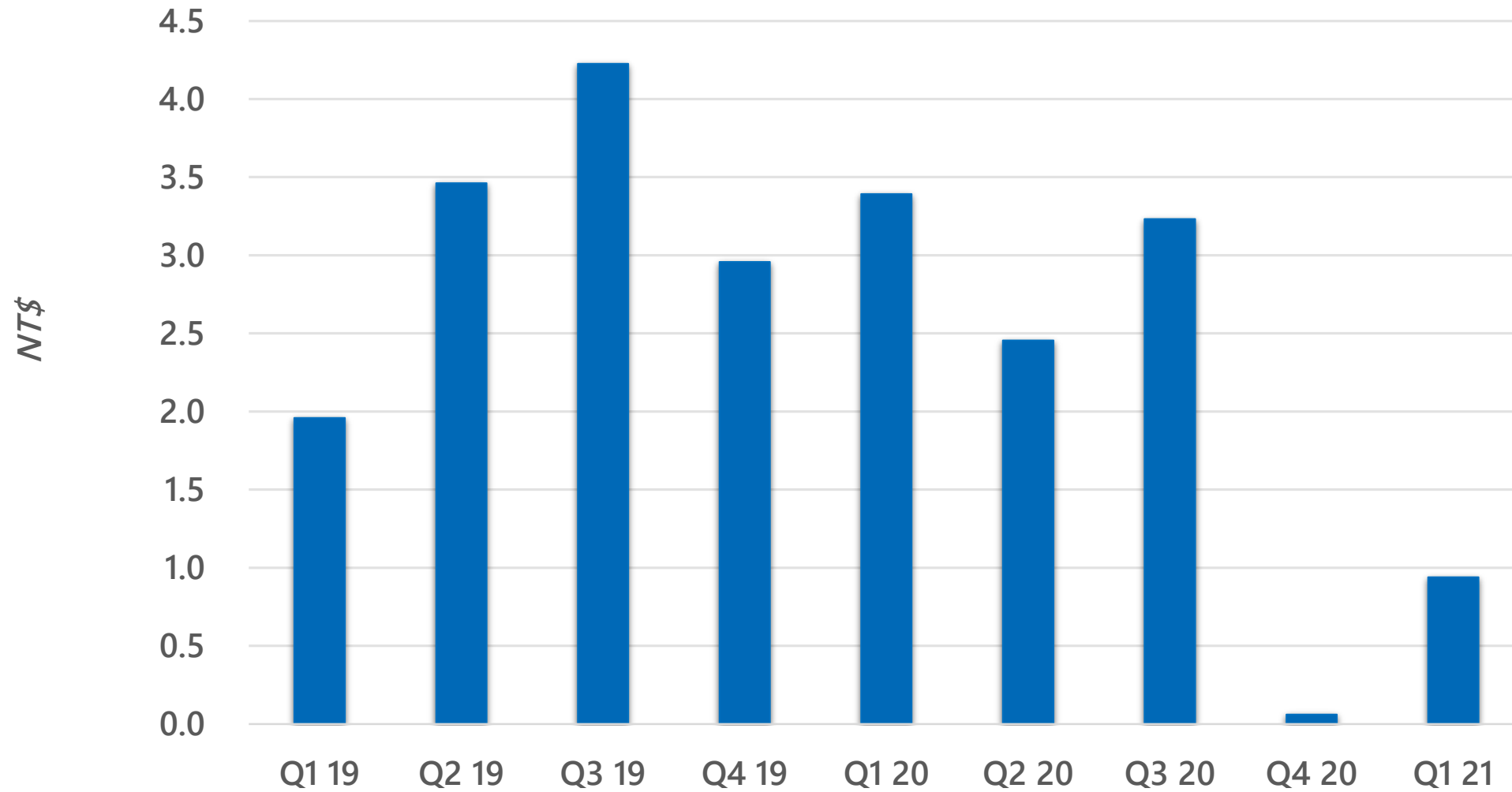
Gross Profit & Margin Trend



Operating Profit & Margin Trend



EPS



Income Statement Q1 2021 vs. Q4 2020

Unit: NT\$ Thousands	Q1 2021	Q4 2020	Growth Rate
Net Sales	1,083,616	1,198,357	-10%
COGS	656,438	744,190	
Gross Profit	427,178	454,167	-6%
Gross Margin	39%	38%	
Operating Expense	439,872	432,111	
Operating Income	(12,694)	22,056	-158%
Operating Margin	-1%	2%	
Non-operating Income and Expense	89,453	(35,343)	
Income before Tax	76,759	(13,287)	
Income Tax	15,535	(16,024)	
Income after Tax	61,224	2,737	
Minority Interest	(3,864)	(1,659)	
Parent Net Income (Loss)	65,088	4,396	
Net Margin	6%	0.4%	
EPS (NT\$)	0.9	0.1	

Income Statement Q1 2021 vs. Q1 2020

Unit: NT\$ Thousands	Q1 2021	Q1 2020	Growth Rate
Net Sales	1,083,616	1,658,359	-35%
COGS	656,438	890,939	
Gross Profit	427,178	767,420	-44%
Gross Margin	39%	46%	
Operating Expense	439,872	495,888	
Operating Income	(12,694)	271,531	-105%
Operating Margin	-1%	16%	
Non-operating Income and Expense	89,453	29,246	
Income before Tax	76,759	300,778	
Income Tax	15,535	67,041	
Income after Tax	61,224	233,737	
Minority Interest	(3,864)	(802)	
Parent Net Income (Loss)	65,088	234,539	
Net Margin	6%	14%	
EPS (NT\$)	0.9	3.4	

Balance Sheet

Unit: NT\$ Thousands

	Q1 2021	Q1 2020
Current assets		
Cash and cash equivalents	1,527,937	2,633,513
Notes and accounts receivable, net	400,748	872,411
Inventories	348,025	752,487
Total current assets	2,466,203	4,487,698
Non-current assets	7,106,945	746,475
Total Assets	9,573,147	5,234,174
Current liabilities		
Short-term borrowings	0	973,773
Notes and accounts payable	235,281	371,212
Accrued expenses and other current liabilities	390,700	491,056
Total current liabilities	720,562	2,107,400
Total Liabilities	1,811,068	2,174,065
Total Equity	7,762,079	3,060,109

Thank you