

Egis Technology Inc.

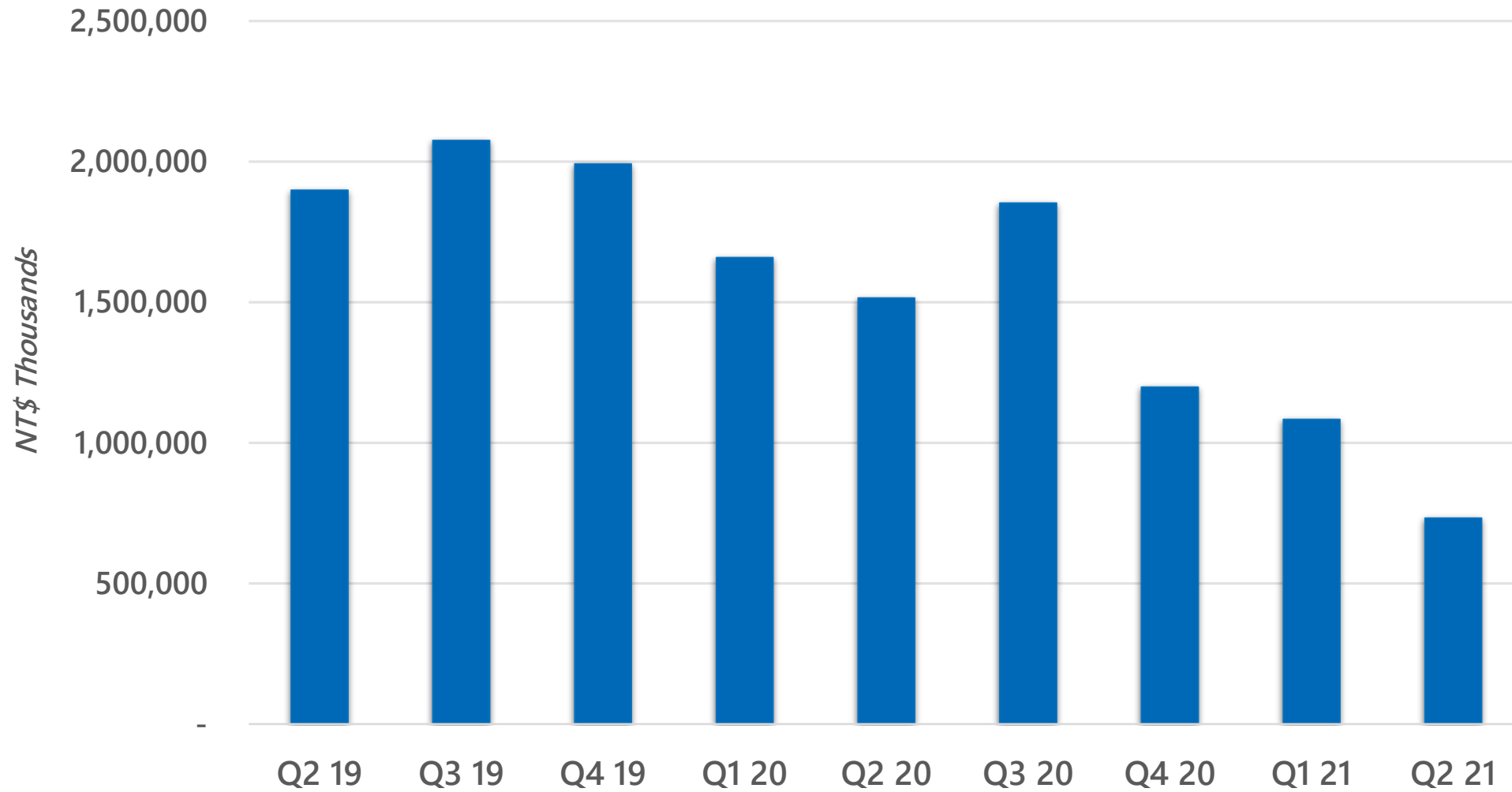
2021 Q2

ir@egistec.com
2021.08.13

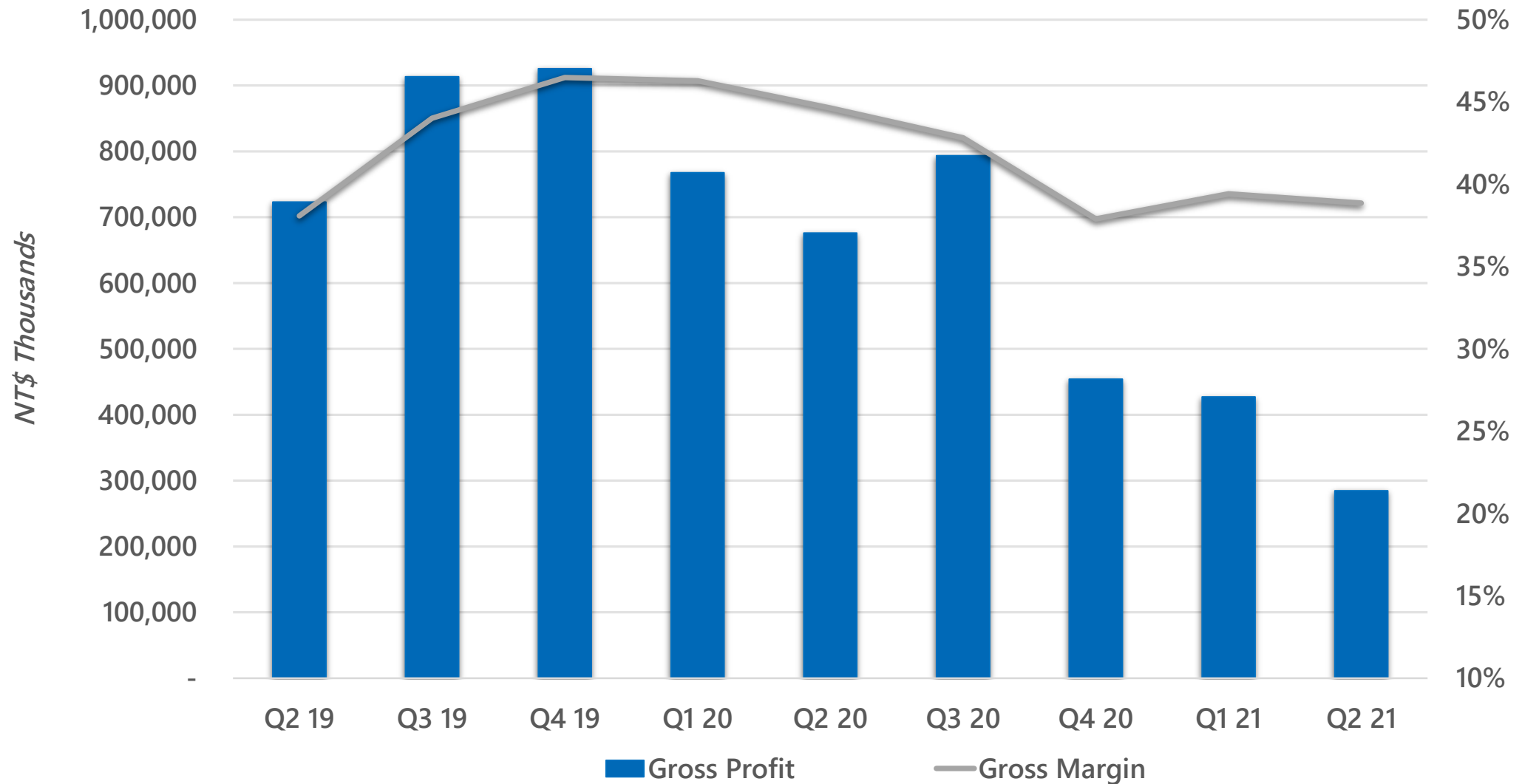
Confidential



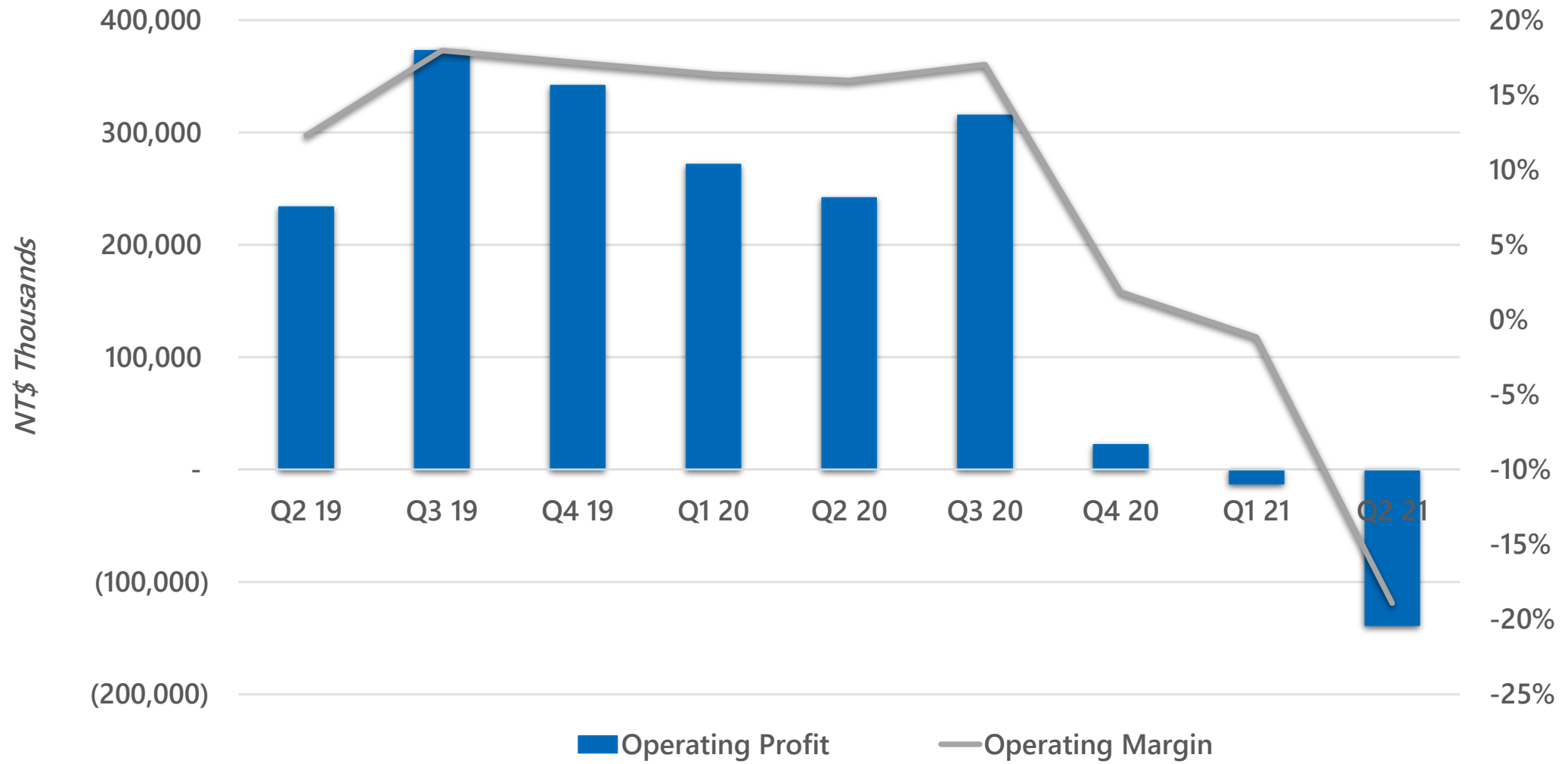
Net Sales Trend



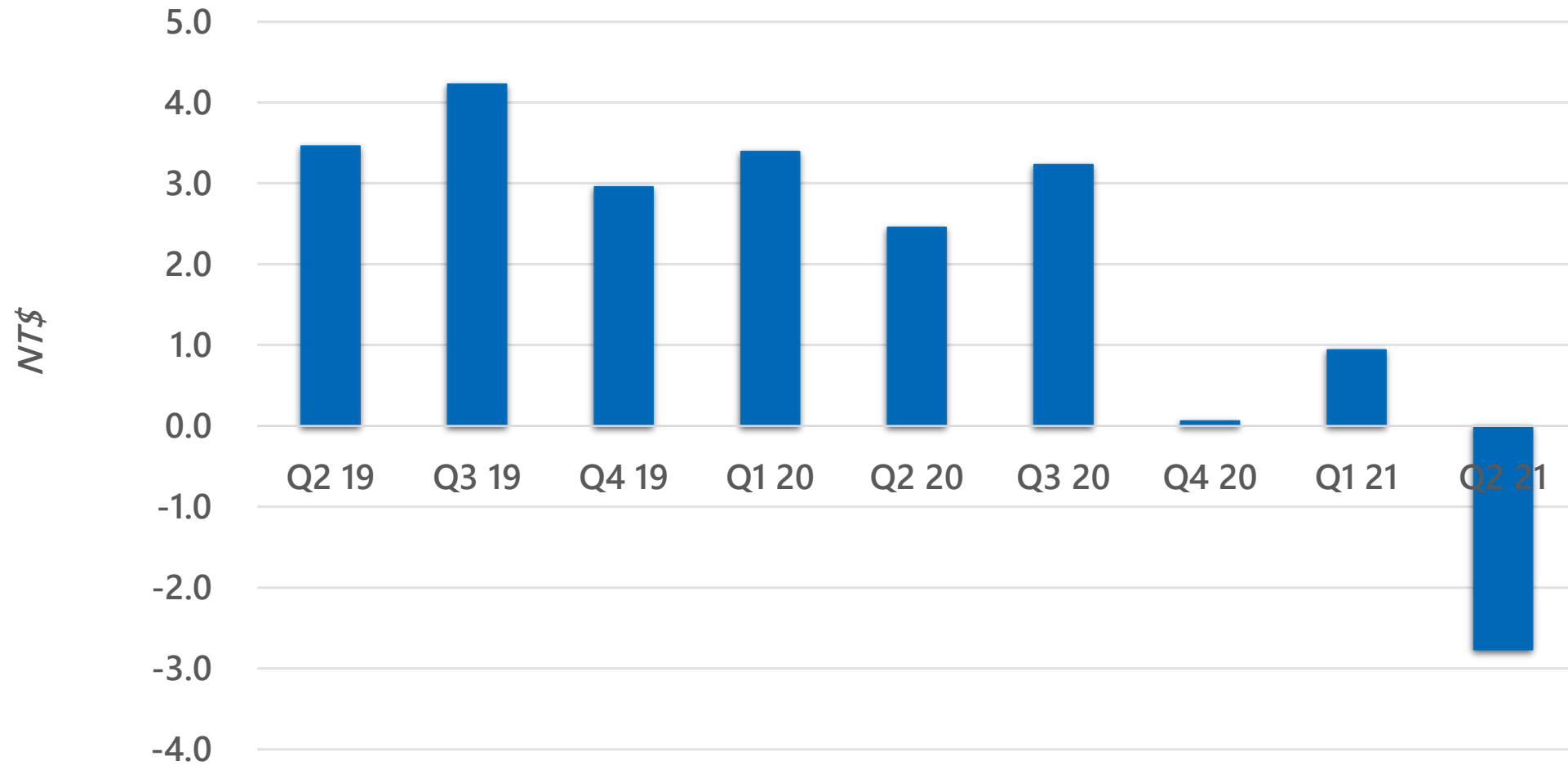
Gross Profit & Margin Trend



Operating Profit & Margin Trend



EPS



Income Statement Q2 2021 vs. Q1 2021

Unit: NT\$ Thousands	Q2 2021	Q1 2021	Growth Rate
Net Sales	732,639	1,083,616	-32%
COGS	448,016	656,438	
Gross Profit	284,623	427,178	-33%
Gross Margin	39%	39%	
Operating Expense	423,223	439,872	
Operating Income	(138,599)	(12,694)	
Operating Margin	-19%	-1%	
Non-operating Income and Expense	(108,406)	89,453	
Income before Tax	(247,005)	76,759	
Income Tax	(51,801)	15,535	
Income after Tax	(195,204)	61,224	
Minority Interest	(3,647)	(3,864)	
Parent Net Income (Loss)	(191,558)	65,088	
Net Margin	-26%	6%	
EPS (NT\$)	(2.8)	0.9	

Income Statement Q2 2021 vs. Q2 2020

Unit: NT\$ Thousands	Q2 2021	Q2 2020	Growth Rate
Net Sales	732,639	1,515,098	-52%
COGS	448,016	839,000	
Gross Profit	284,623	676,098	-58%
Gross Margin	39%	45%	
Operating Expense	423,223	434,392	
Operating Income	(138,599)	241,707	
Operating Margin	-19%	16%	
Non-operating Income and Expense	(108,406)	(66,654)	
Income before Tax	(247,005)	175,053	
Income Tax	(51,801)	5,431	
Income after Tax	(195,204)	169,621	
Minority Interest	(3,647)	(316)	
Parent Net Income (Loss)	(191,558)	169,937	
Net Margin	-26%	11%	
EPS (NT\$)	(2.8)	2.5	

Balance Sheet

Unit: NT\$ Thousands

	Q2 2021	Q2 2020
Current assets		
Cash and cash equivalents	7,225,623	2,906,801
Notes and accounts receivable, net	279,508	652,705
Inventories	473,748	548,579
Total current assets	8,780,004	4,278,134
Non-current assets	996,613	2,260,922
Total Assets	9,776,618	6,539,056
Current liabilities		
Short-term borrowings	100,000	1,378,760
Notes and accounts payable	171,423	230,952
Accrued expenses and other current liabilities	323,386	541,198
Total current liabilities	1,306,056	2,906,252
Total Liabilities	2,247,542	3,923,335
Total Equity	7,529,076	2,615,721

Thank you