

# Egis Technology Inc.

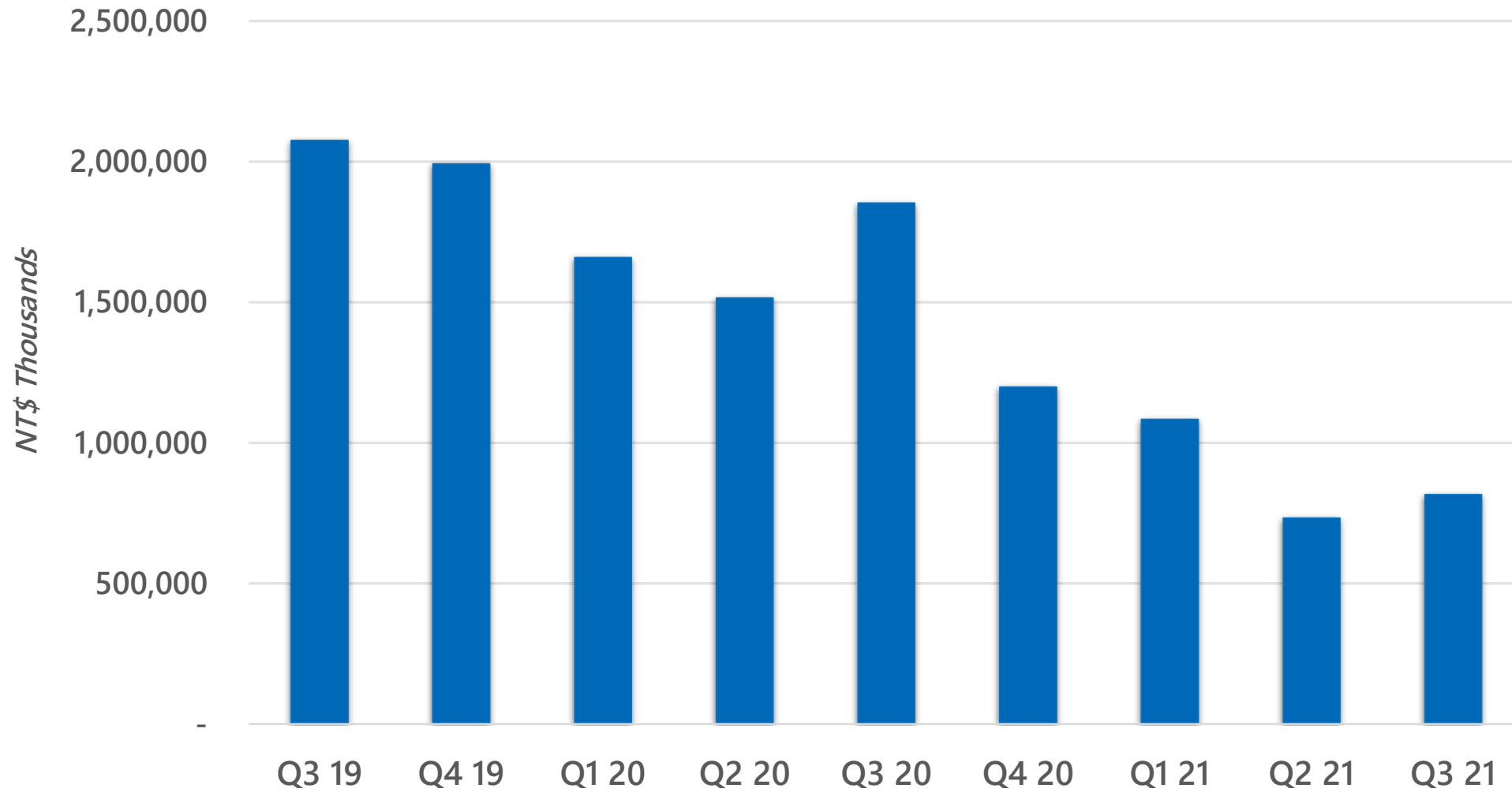
2021 Q3

ir@egistec.com  
2021.11.12

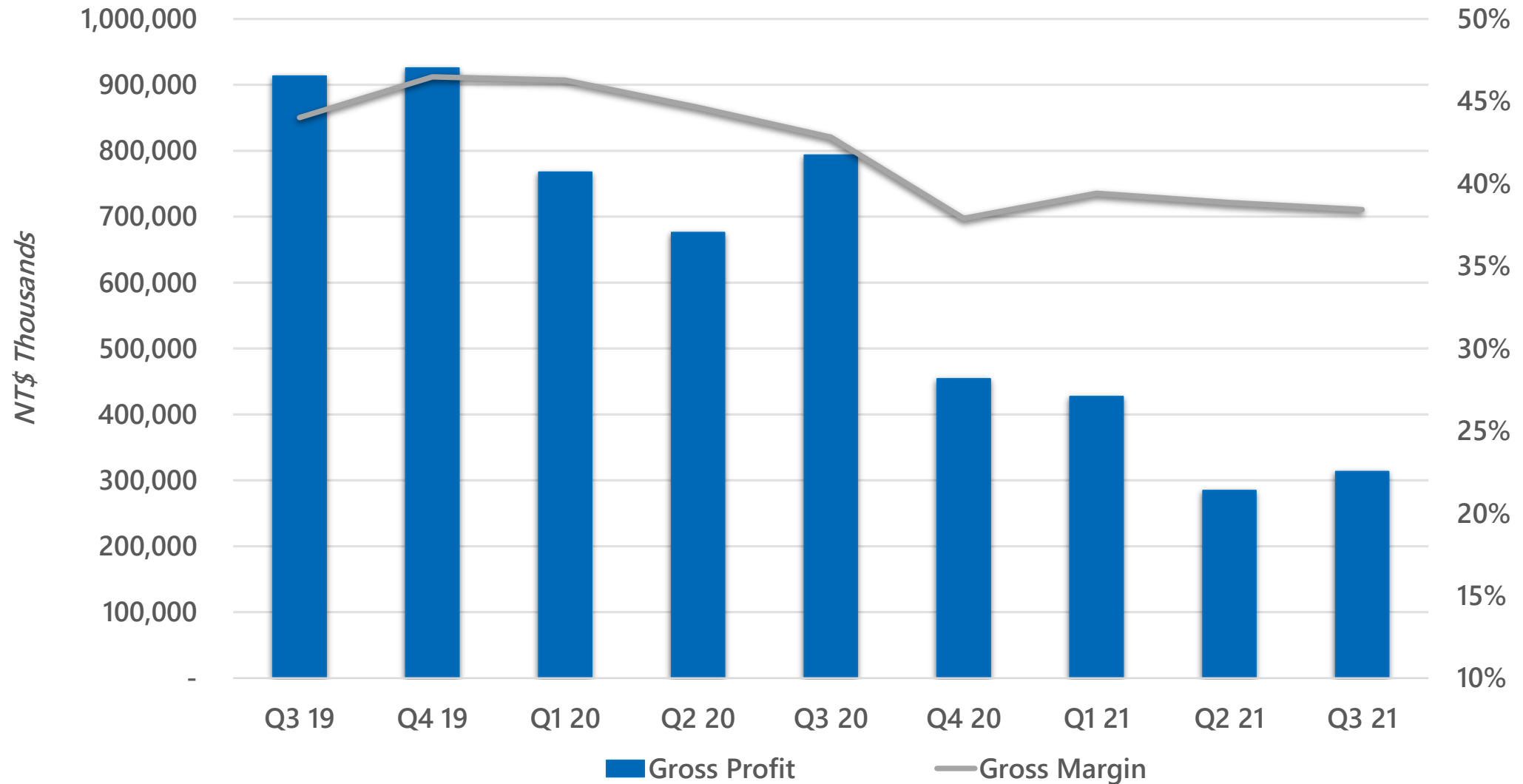
Confidential



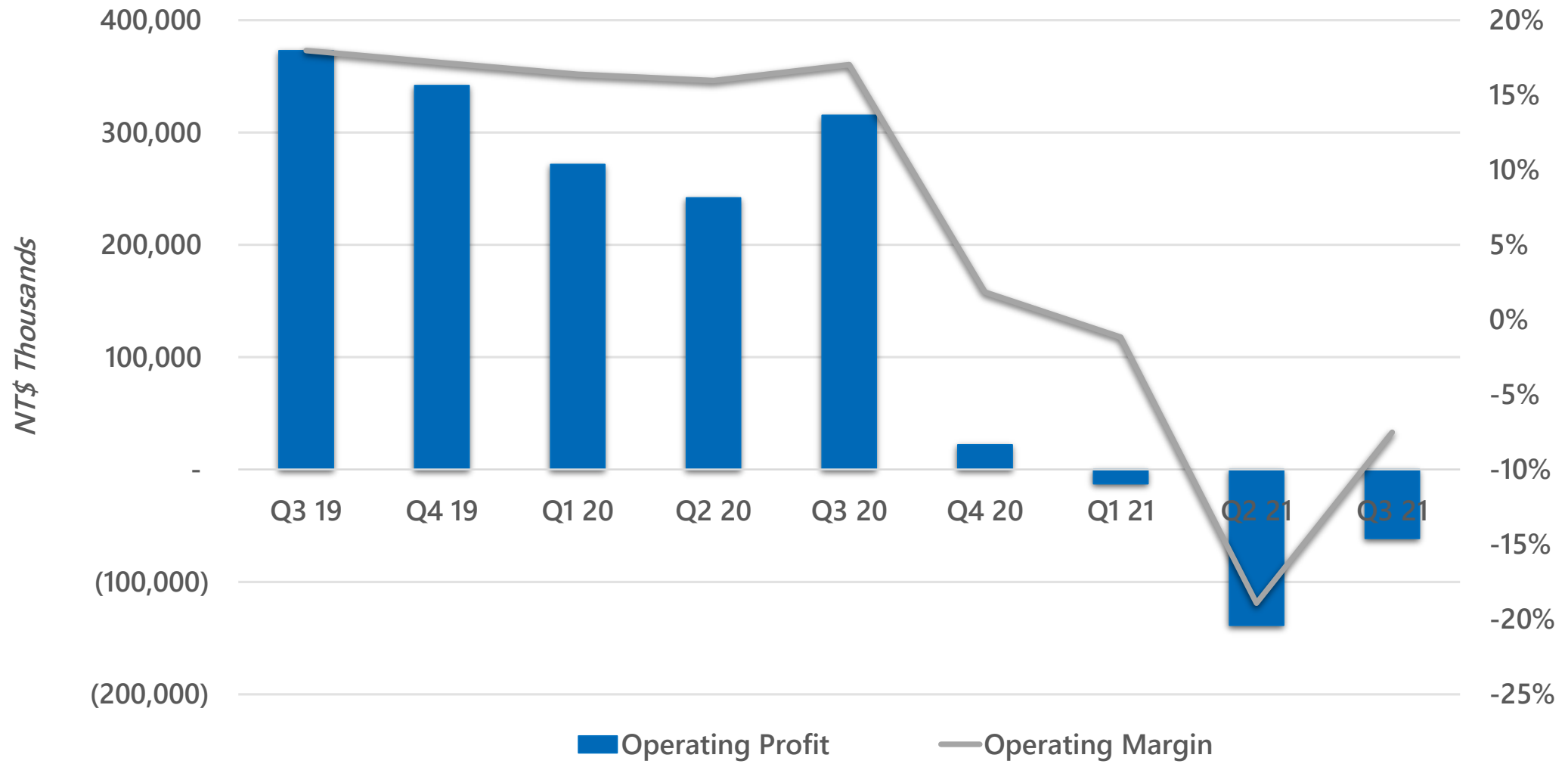
# Net Sales Trend



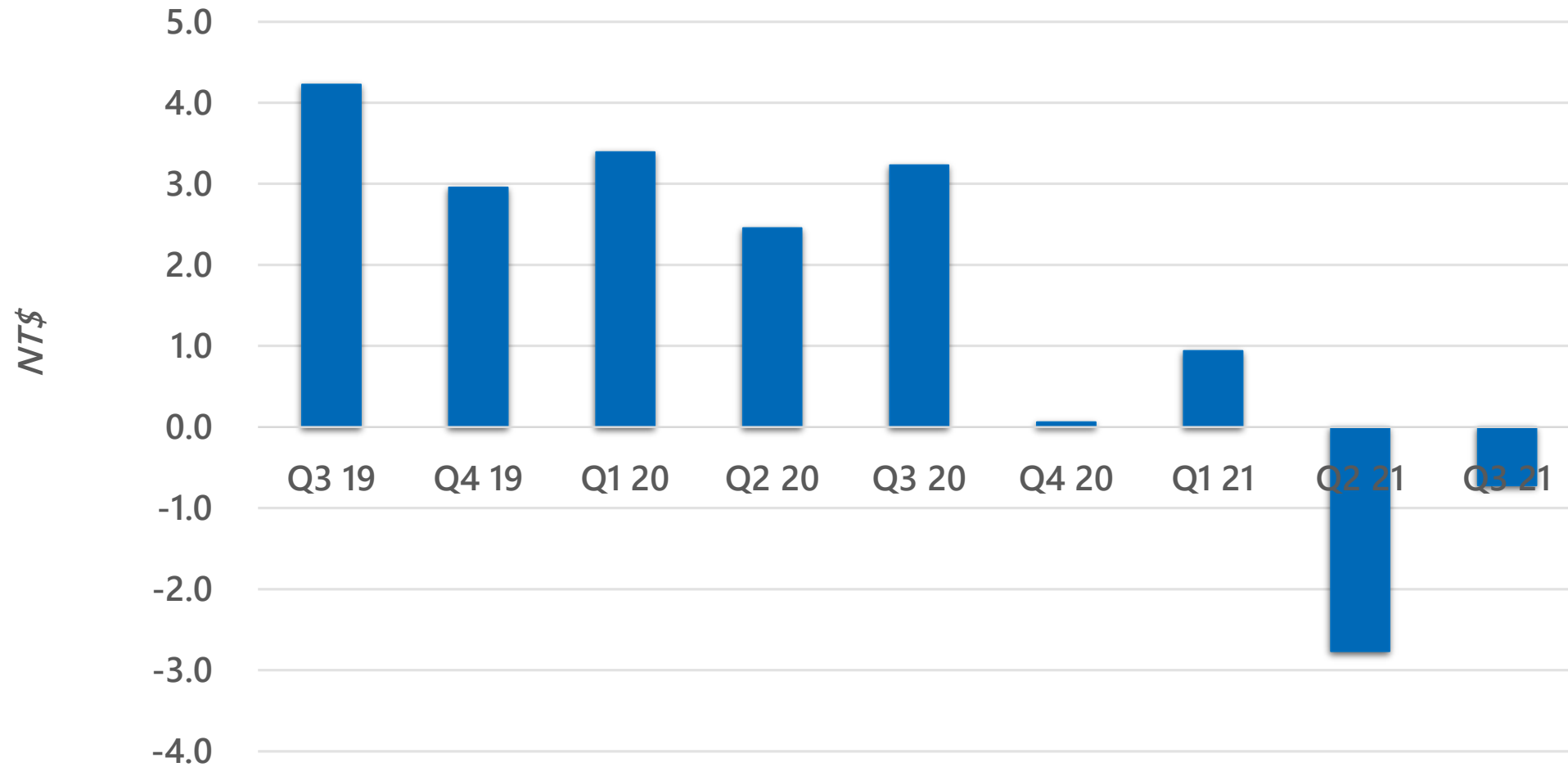
# Gross Profit & Margin Trend



# Operating Profit & Margin Trend



# EPS



# Income Statement Q3 2021 vs. Q2 2021

Unit: NT\$ Thousands	Q3 2021	Q2 2021	Growth Rate
<b>Net Sales</b>	815,411	732,639	11%
COGS	502,124	448,016	
<b>Gross Profit</b>	313,287	284,623	10%
Gross Margin	38.4%	38.8%	
Operating Expense	374,579	423,223	
<b>Operating Income</b>	(61,292)	(138,599)	
Operating Margin	-7.5%	-18.9%	
Non-operating Income (Expense)	(3,519)	(108,406)	
<b>Income before Tax</b>	(64,811)	(247,005)	
Income Tax Expense	(12,454)	(51,801)	
<b>Income after Tax</b>	(52,357)	(195,204)	
Minority Interest	(2,464)	(3,647)	
<b>Parent Net Income (Loss)</b>	(49,893)	(191,558)	
Net Margin	-6.1%	-26.1%	
<b>EPS (NT\$)</b>	(0.7)	(2.8)	

# Income Statement Q3 2021 vs. Q3 2020

Unit: NT\$ Thousands	Q3 2021	Q3 2020	Growth Rate
<b>Net Sales</b>	815,411	1,852,612	-56%
COGS	502,124	1,059,345	
<b>Gross Profit</b>	313,287	793,268	-61%
Gross Margin	38.4%	42.8%	
Operating Expense	374,579	477,934	
<b>Operating Income</b>	(61,292)	315,334	
Operating Margin	-7.5%	17.0%	
Non-operating Income (Expense)	(3,519)	(26,394)	
<b>Income before Tax</b>	(64,811)	288,940	
Income Tax Expense	(12,454)	67,043	
<b>Income after Tax</b>	(52,357)	221,896	
Minority Interest	(2,464)	(1,791)	
<b>Parent Net Income (Loss)</b>	(49,893)	223,687	
Net Margin	-6.1%	12.1%	
<b>EPS (NT\$)</b>	(0.7)	3.2	

# Balance Sheet

Unit: NT\$ Thousands

	Q3 2021	Q3 2020
<b>Current assets</b>		
Cash and cash equivalents	5,582,881	1,373,912
Notes and accounts receivable, net	505,170	1,007,025
Inventories	542,693	258,416
<b>Total current assets</b>	7,686,950	2,820,851
<b>Non-current assets</b>	1,007,411	2,392,788
<b>Total Assets</b>	<b>8,694,361</b>	<b>5,213,640</b>
<b>Current liabilities</b>		
Short-term borrowings	100,000	71,844
Notes and accounts payable	215,401	334,431
Accrued expenses and other current liabilities	383,166	762,601
<b>Total current liabilities</b>	1,365,418	1,251,385
<b>Total Liabilities</b>	<b>2,300,262</b>	<b>2,350,240</b>
<b>Total Equity</b>	<b>6,394,099</b>	<b>2,863,400</b>



# Thank you