

# Egis Technology Inc.

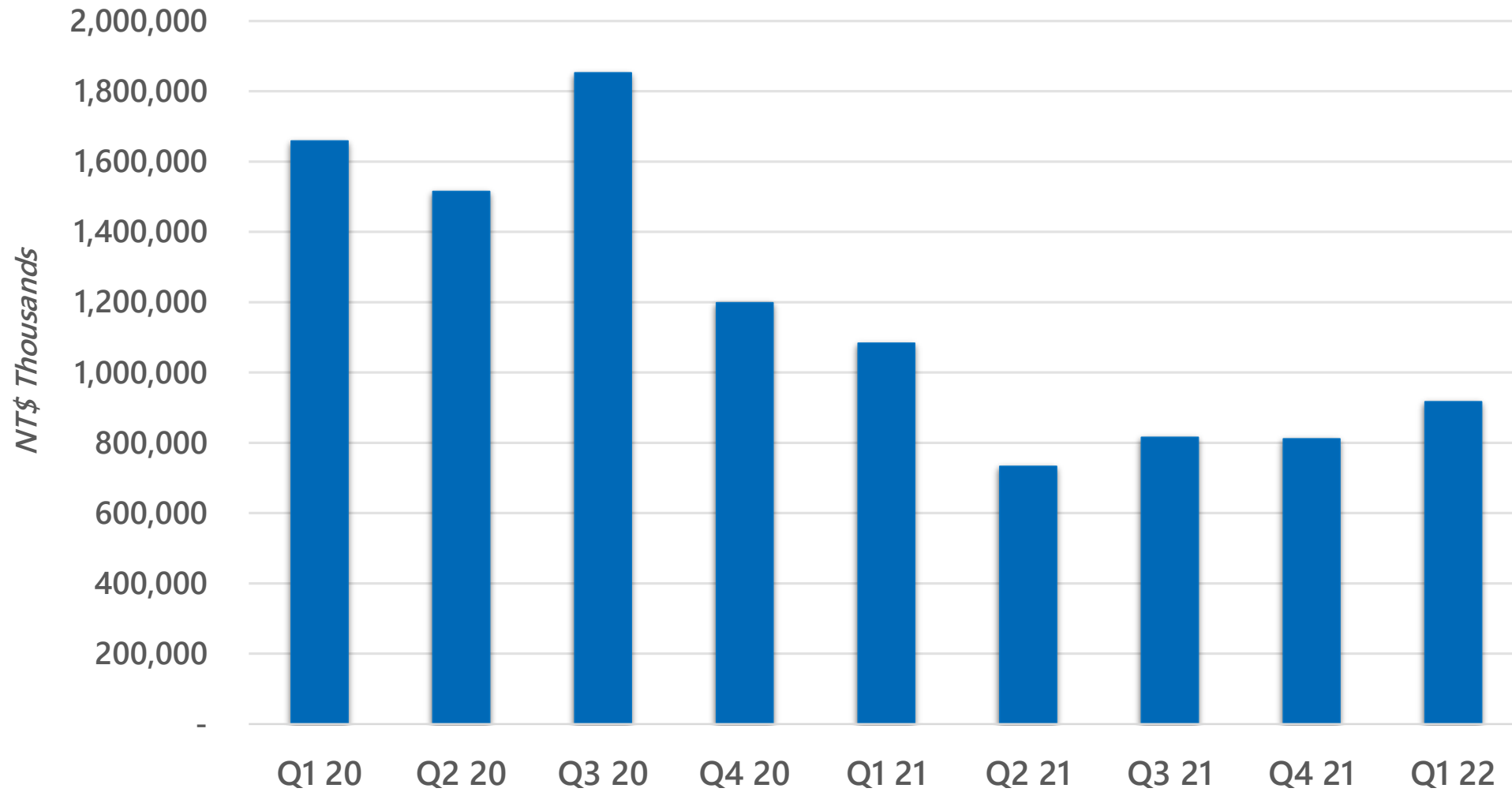
2022 Q1

ir@egistec.com  
2022.05.13

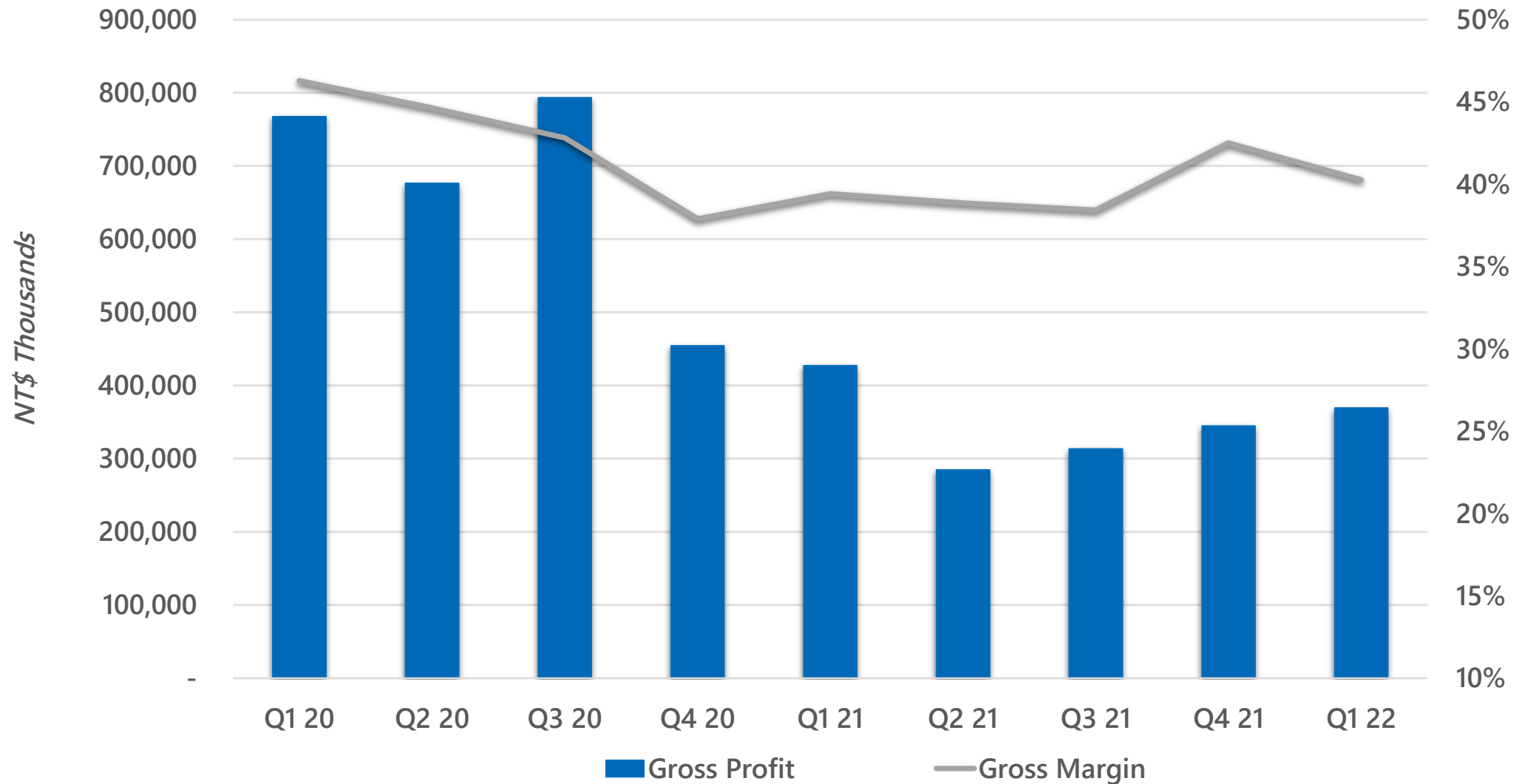
Confidential



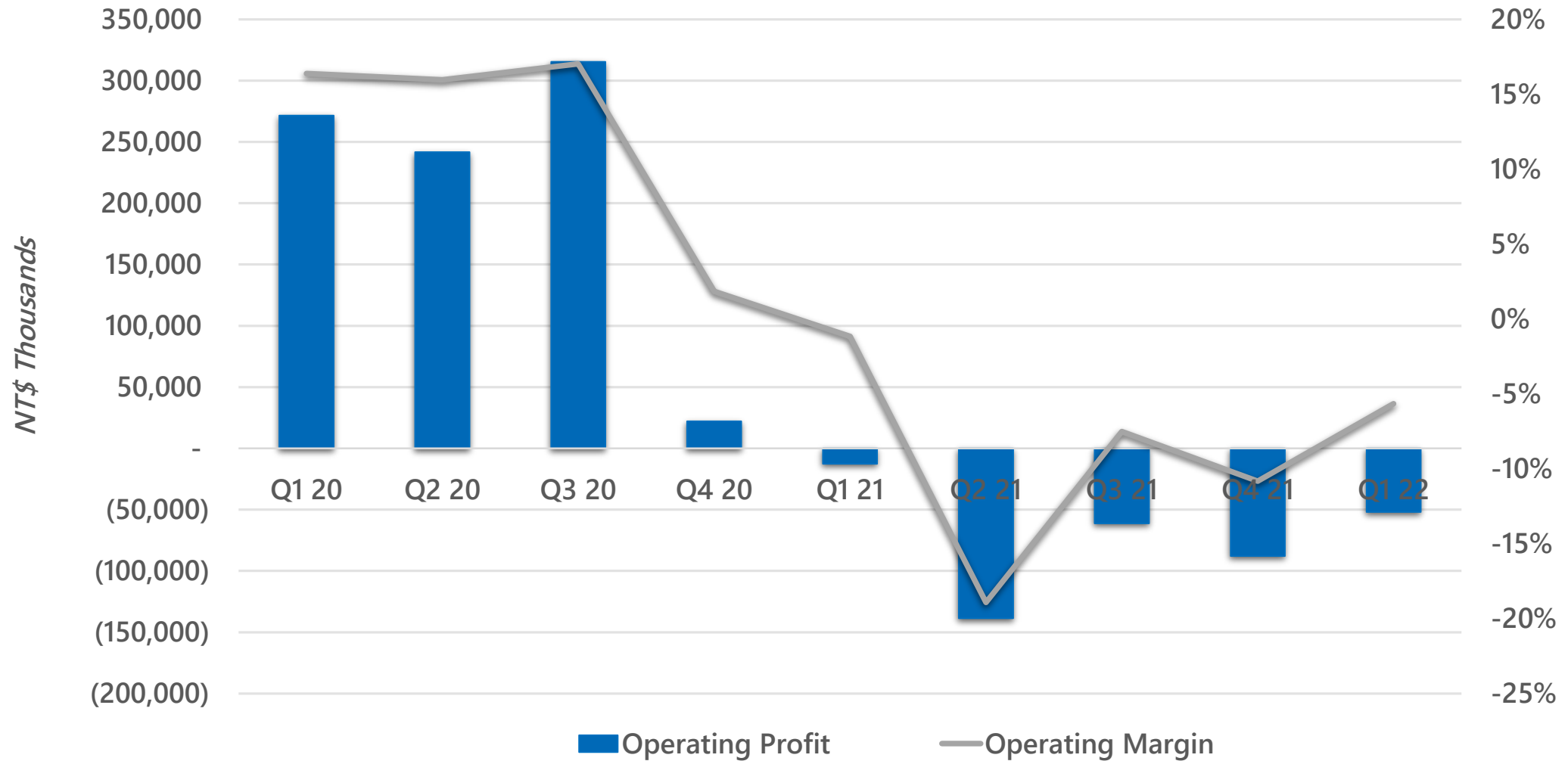
# Net Sales Trend



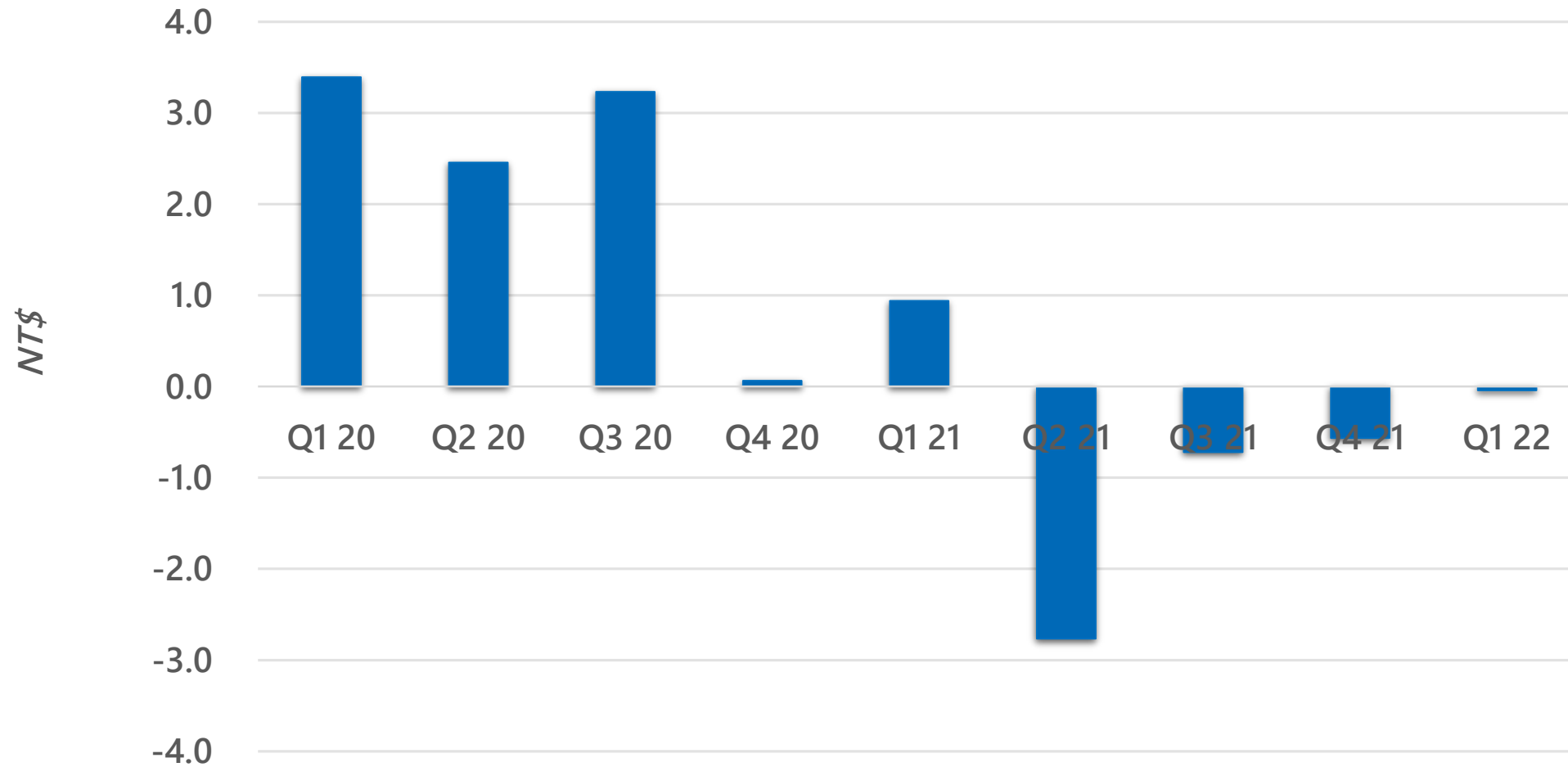
# Gross Profit & Margin Trend



# Operating Profit & Margin Trend



# EPS



# Income Statement Q1 2022 vs. Q4 2021

Unit: NT\$ Thousands	Q1 2022	Q4 2021	Growth Rate
<b>Net Sales</b>	917,120	811,141	13%
COGS	547,799	466,335	
<b>Gross Profit</b>	369,320	344,806	7%
Gross Margin	40.3%	42.5%	
Operating Expense	421,258	432,638	
<b>Operating Income</b>	(51,938)	(87,832)	
Operating Margin	-5.7%	-10.8%	
Non-operating Income (Expense)	45,829	12,541	
<b>Income before Tax</b>	(6,109)	(75,291)	
Income Tax Expense (Income)	(793)	(29,855)	
<b>Income after Tax</b>	(5,316)	(45,436)	
Minority Interest	(2,338)	(6,195)	
<b>Parent Net Income (Loss)</b>	(2,978)	(39,241)	
Net Margin	-0.3%	-4.8%	
<b>EPS (NT\$)</b>	(0.04)	(0.57)	

# Income Statement Q1 2022 vs. Q1 2021

Unit: NT\$ Thousands	Q1 2022	Q1 2021	Growth Rate
<b>Net Sales</b>	917,120	1,083,616	-15%
COGS	547,799	656,438	
<b>Gross Profit</b>	369,320	427,178	-14%
Gross Margin	40.3%	39.4%	
Operating Expense	421,258	439,872	
<b>Operating Income</b>	<b>(51,938)</b>	<b>(12,694)</b>	
Operating Margin	-5.7%	-1.2%	
Non-operating Income (Expense)	45,829	89,453	
<b>Income before Tax</b>	<b>(6,109)</b>	76,759	
Income Tax Expense (Income)	(793)	15,535	
<b>Income after Tax</b>	<b>(5,316)</b>	61,224	
Minority Interest	(2,338)	(3,864)	
<b>Parent Net Income (Loss)</b>	<b>(2,978)</b>	65,088	
Net Margin	-0.3%	6.0%	
<b>EPS (NT\$)</b>	<b>(0.04)</b>	0.94	

# Balance Sheet

Unit: NT\$ Thousands

	Q1 2022	Q1 2021
<b>Current assets</b>		
Cash and cash equivalents	3,731,365	1,527,937
Notes and accounts receivable, net	540,407	400,748
Inventories	683,042	348,025
<b>Total current assets</b>	5,198,376	2,466,203
<b>Non-current assets</b>	3,743,374	7,106,945
<b>Total Assets</b>	<b>8,941,750</b>	<b>9,573,147</b>
<b>Current liabilities</b>		
Short-term borrowings	260,000	0
Notes and accounts payable	259,328	235,281
Accrued expenses and other current liabilities	428,066	390,700
<b>Total current liabilities</b>	2,353,756	720,562
<b>Total Liabilities</b>	<b>3,348,848</b>	<b>1,811,068</b>
<b>Total Equity</b>	<b>5,592,902</b>	<b>7,762,079</b>



# Thank you